


Rubro	Presupuesto Inicial	CREDITO	MODIFICACIONES		Apropiación Definida	INGRESOS POR RECONOCIMIENTOS						INGRESOS POR RECAUDOS						Aprop. Def. - Reconocimientos	Aprop. Def. - Recaudos
			REDUCCIÓN	ADICIÓN		Anteriores	Mes	Acumulados	% Ejec.	Anteriores	Mes	Acumulados	Cxc						
1 TOTAL INGRESOS+DISP INI + VIG ANTERIOR	18.836.208	0	1.654.570	3.467.994	20.649.132	19.476.354	1.985.564	21.461.718	104	15.273.438	1.940.171	17.213.609	4.248.108	-812.586	3.435.522				
110 DISPONIBILIDAD INICIAL	18.836.208	0	1.654.570	3.467.994	20.649.132	19.476.354	1.985.564	21.461.718	104	15.273.438	1.940.171	17.213.609	4.248.108	-812.586	3.435.522				
1101 Disponibilidad Inicial	1.700.000	0	321.237	4.181	1.382.944	1.382.944	0	1.382.944	100	1.382.944	0	1.382.944	0	0	0				
111 INGRESOS CORRIENTES	17.086.208	0	1.333.333	3.403.313	19.156.188	17.792.751	1.915.098	19.207.849	103	13.589.836	1.869.905	15.459.741	4.248.108	-551.661	3.696.447				
1110 INGRESOS DE EXPLOTACION	17.020.004	0	1.333.333	1.514.845	17.201.516	16.144.179	1.622.978	17.767.157	103	11.944.301	1.680.766	13.625.067	4.142.090	-545.641	3.576.450				
1110 VENTA DE SERVICIOS	17.020.004	0	1.333.333	1.514.845	17.201.516	16.144.179	1.622.978	17.767.157	103	11.944.301	1.680.766	13.625.067	4.142.090	-545.641	3.576.450				
111101 Régimen Contributivo	2.577.875	0	0	0	2.577.875	2.556.931	303.042	2.859.973	111	1.108.285	203.101	1.311.386	1.548.587	-282.098	1.266.489				
111102 Régimen Subsidiado	9.112.392	0	0	0	9.112.392	8.492.289	799.432	9.291.902	102	6.586.245	558.523	7.144.768	2.147.133	-179.509	1.967.624				
111104 Prevención y Promoción	0	0	0	676.875	676.875	507.657	169.218	676.875	100	299.448	377.228	676.676	0	0	0				
1111005 Foyega-Reclamaciones ECAI	823.797	0	0	0	823.797	327.475	48.528	376.003	46	175.979	32.771	208.750	141.265	397.467	538.722				
111100501 SOAT	747.482	0	0	0	747.482	303.179	46.836	350.015	47	175.979	32.771	208.750	141.265	397.467	538.722				
111100502 FOSYGA	76.315	0	0	0	76.315	24.296	25.988	30.015	34	0	0	0	25.988	76.315					
1111007 Particulares	187.553	0	0	0	187.553	70.741	88.088	163	40.562	14.667	55.229	52.860	206.128	238.987					
1111008 Otras IPS	294.216	0	0	0	294.216	83.147	4.947	88.088	30	0	0	0	0	0					
1111009 Otras Entidades	1.824.171	0	1.333.333	837.970	1.328.808	1.404.913	97.083	1.501.996	113	961.189	129.786	1.255.738	246.257	-173.188	73.070				
1111011 Cuotas por cobrar vigencia ente	2.200.000	0	0	288.467	2.200.000	2.537.711	129.786	2.667.497	121	2.537.711	186.273	2.667.497	0	-467.497	-467.497				
1112 APORTES	0	0	0	288.467	288.467	0	288.467	288.467	100	0	0	0	0	0	0				
1112001 APORTES DE LA NACION	0	0	0	44.078	44.078	0	44.078	44.078	100	0	0	0	0	0	0				
111200101 Aporte de la Nación	0	0	0	44.078	44.078	0	44.078	44.078	100	0	0	0	0	0	0				
1112002 APORTES DEPARTAMENTALES	0	0	0	184.389	184.389	0	184.389	184.389	100	0	0	0	0	0	0				
111200202 Aporte Departamental	0	0	0	184.389	184.389	0	184.389	184.389	100	0	0	0	0	0	0				
1112003 APORTES MUNICIPALES	0	0	0	60.000	60.000	0	60.000	60.000	100	0	0	0	0	0	0				
111200304 Aportes Municipales	0	0	0	60.000	60.000	0	60.000	60.000	100	0	0	0	0	0	0				
1113 OTROS INGRESOS CORRIENTES	66.204	0	0	1.660.000	1.666.204	1.648.572	3.653	1.652.225	99	1.645.535	2.866	1.648.401	3.823	13.979	17.803				
111301 Otros Ingresos Corrientes	66.204	0	0	1.660.000	1.666.204	1.648.572	3.653	1.652.225	99	1.645.535	2.866	1.648.401	3.823	13.979	17.803				
112 INGRESOS DE CAPITAL	50.000	0	0	60.000	110.000	300.659	337	370.925	337	300.659	70.266	370.925	0	-260.925	-260.925				
1123 Rendimientos por Operaciones Financ	50.000	0	0	60.000	110.000	63.106	1.651	64.757	130	63.106	1.651	64.757	0	-14.757	-14.757				
1124 Donaciones	0	0	0	0	0	93.152	68.615	161.768	0	93.152	68.615	161.768	0	-161.768	-161.768				
1126 Recuperación de Cartera (No Incluye	0	0	0	0	0	84.400	0	84.400	0	84.400	0	84.400	0	-84.400	-84.400				
1127 Venta de activos	0	0	0	0	0	0	0	0	0	0	0	0	0	0	0				

  
CLAUDIA IRUENA SANCHEZ ALCALDE  
GERENTE  
31.982.966

  
DIANA CAROLINA CASTRO LONDOÑO  
Subgerente Administrativo  
1.118.256.233

Elaboró: Yessica Romero.




EJECUCIÓN PRESUPUESTAL DE GASTOS CONSOLIDADO EN MILES DE PESOS


Periodo de Rendición: Del 1 de Enero de 2020  
Al 31 de Diciembre de 2020

Rubro	Presupuesto Inicial	MODIFICACIONES					CDP			COMPROBOS			OBLIGACIONES			PAGOS			Apr. Vig no efect. (Prp. del RCP)	Cep	Saldo Prp. Det. CDP	Compromisos x cumplir	
		Créditos	Contra Crédito	Reducción	Adición	Aplicación Definitiva	MES	ACUM	% EJE	MES	ACUM	MES	ACUM	MES	ACUM	MES	ACUM	MES					ACUM
2 PRESUPUESTO DE GASTOS + DISPONIBIL	18.836.208	405.599	405.599	1.634.570	3.467.494	20.649.132	-434.671	18.130.338	-336.741	18.130.338	88	2.899.922	18.130.338	2.899.922	16.714.743	2.218.774	1.415.596	2.218.774	0				
20 PRESUPUESTO DE GASTOS	18.836.208	405.599	405.599	-434.671	3.467.494	20.649.132	-434.671	18.130.338	-336.741	18.130.338	88	2.899.922	18.130.338	2.899.922	16.714.743	2.218.774	1.415.596	2.218.774	0				
201 A GASTOS DE FUNCIONAMIENTO	17.109.033	330.599	330.599	1.634.570	2.606.731	18.053.233	-338.433	15.972.143	-447.182	15.972.143	88	2.419.561	15.972.143	1.879.945	14.900.263	2.081.090	1.071.879	2.081.090	0				
2011 GASTOS DE PERSONAL	14.445.489	137.000	137.000	1.634.570	1.863.443	14.676.743	-624.895	12.861.798	-381.816	12.861.798	89	1.445.945	12.861.798	1.445.945	12.861.798	1.221.202	1.414.964	632.038	1.414.964	0			
201110 GASTOS DE ADMINISTRACION	4.833.692	55.000	55.000	510.191	441.144	4.744.045	-46.729	4.307.222	-35.816	4.307.222	91	361.509	4.307.222	4.307.222	4.101.614	436.823	199.409	436.823	0				
20111010 SERVICIOS PERSONALES ASOC	2.301.119	17.000	17.000	0	0	2.318.119	-25.679	2.140.817	-25.679	2.140.817	92	157.848	2.140.817	2.140.817	182.694	177.302	177.302	177.302	0				
2011101001 Sueldo Personal de Nómina	1.673.875	5.000	5.000	0	0	1.683.875	-17.331	1.636.233	-17.331	1.636.233	98	152.848	1.636.233	1.636.233	137.415	156.623	156.623	156.623	0				
2011101002 Horas Extras	217.209	10.000	10.000	0	0	222.209	-1.456	126.190	-1.456	126.190	57	11.544	126.190	126.190	11.344	126.190	11.344	126.190	0				
2011101004 Gastos de Representación	410.036	2.000	2.000	0	0	412.036	-6.892	338.394	-6.892	338.394	87	20.234	338.394	338.394	33.235	337.984	33.235	337.984	0				
201110100405 Otros Gastos de Representación	38.807	0	0	0	0	38.807	0	23.032	0	23.032	98	1.925	23.032	23.032	1.925	23.032	1.925	23.032	0				
201110100406 Bonificación	58.807	0	0	0	0	58.807	0	54.321	0	54.321	92	4.55	54.321	54.321	4.55	54.321	4.55	54.321	0				
201110100407 Prima de Servicios	69.745	0	0	0	0	69.745	0	63.435	0	63.435	82	2.045	63.435	63.435	5.095	129.157	5.095	129.157	0				
201110100408 Prima de Cantidad	157.694	0	0	0	0	157.694	-7.428	129.568	-7.428	129.568	97	2.045	129.568	129.568	73.665	73.665	73.665	73.665	0				
201110100411 Prima de Vocaciones	75.694	0	0	0	0	75.694	-1.42	73.665	-1.42	73.665	97	8.603	73.665	73.665	5.095	129.157	5.095	129.157	0				
201110100412 Otros Gastos Por Servicio	24.567	2.000	2.000	0	0	26.567	0	14.373	0	14.373	54	1.437	14.373	14.373	4.147	14.373	4.147	14.373	0				
201110100421 Otros Gastos Por Servicio	1.811.544	18.000	177.599	94.531	398.144	1.539.897	-26.128	1.399.971	-15.216	1.399.971	91	156.391	1.399.971	1.399.971	132.567	1.369.649	132.567	1.369.649	0				
201110100422 Remuneración Servicios Téc	630.038	0	0	177.599	210.236	817.182	-37.098	742.370	-30.792	742.370	91	75.496	742.370	742.370	78.182	739.185	78.182	739.185	0				
2011102001 Honorarios	1.181.505	18.000	177.599	415.661	187.208	1.099.699	10.989	1.044.286	15.516	1.044.286	89	6.398	1.044.286	1.044.286	80.042	964.244	6.398	964.244	0				
2011103001 CONTRIBUCIONES INH. NOM. INH.	85.737	0	0	0	0	85.737	-971	76.407	-971	76.407	89	6.398	76.407	76.407	6.398	76.407	6.398	76.407	0				
2011103001 CONTRIBUCIONES INH. NOM.	85.737	0	0	0	0	85.737	-971	76.407	-971	76.407	89	6.398	76.407	76.407	6.398	76.407	6.398	76.407	0				
2011103001 CONTRIBUCIONES INH. NOM. INH.	85.737	0	0	0	0	85.737	-971	76.407	-971	76.407	89	6.398	76.407	76.407	6.398	76.407	6.398	76.407	0				
2011103001 CONTRIBUCIONES INH. NOM. INH.	85.737	0	0	0	0	85.737	-971	76.407	-971	76.407	89	6.398	76.407	76.407	6.398	76.407	6.398	76.407	0				
2011103001 CONTRIBUCIONES INH. NOM. INH.	85.737	0	0	0	0	85.737	-971	76.407	-971	76.407	89	6.398	76.407	76.407	6.398	76.407	6.398	76.407	0				
2011103001 CONTRIBUCIONES INH. NOM. INH.	85.737	0	0	0	0	85.737	-971	76.407	-971	76.407	89	6.398	76.407	76.407	6.398	76.407	6.398	76.407	0				
2011103001 CONTRIBUCIONES INH. NOM. INH.	85.737	0	0	0	0	85.737	-971	76.407	-971	76.407	89	6.398	76.407	76.407	6.398	76.407	6.398	76.407	0				
2011103001 CONTRIBUCIONES INH. NOM. INH.	85.737	0	0	0	0	85.737	-971	76.407	-971	76.407	89	6.398	76.407	76.407	6.398	76.407	6.398	76.407	0				
2011103001 CONTRIBUCIONES INH. NOM. INH.	85.737	0	0	0	0	85.737	-971	76.407	-971	76.407	89	6.398	76.407	76.407	6.398	76.407	6.398	76.407	0				
2011103001 CONTRIBUCIONES INH. NOM. INH.	85.737	0	0	0	0	85.737	-971	76.407	-971	76.407	89	6.398	76.407	76.407	6.398	76.407	6.398	76.407	0				
2011103001 CONTRIBUCIONES INH. NOM. INH.	85.737	0	0	0	0	85.737	-971	76.407	-971	76.407	89	6.398	76.407	76.407	6.398	76.407	6.398	76.407	0				
2011103001 CONTRIBUCIONES INH. NOM. INH.	85.737	0	0	0	0	85.737	-971	76.407	-971	76.407	89	6.398	76.407	76.407	6.398	76.407	6.398	76.407	0				
2011103001 CONTRIBUCIONES INH. NOM. INH.	85.737	0	0	0	0	85.737	-971	76.407	-971	76.407	89	6.398	76.407	76.407	6.398	76.407	6.398	76.407	0				
2011103001 CONTRIBUCIONES INH. NOM. INH.	85.737	0	0	0	0	85.737	-971	76.407	-971	76.407	89	6.398	76.407	76.407	6.398	76.407	6.398	76.407	0				
2011103001 CONTRIBUCIONES INH. NOM. INH.	85.737	0	0	0	0	85.737	-971	76.407	-971	76.407	89	6.398	76.407	76.407	6.398	76.407	6.398	76.407	0				
2011103001 CONTRIBUCIONES INH. NOM. INH.	85.737	0	0	0	0	85.737	-971	76.407	-971	76.407	89	6.398	76.407	76.407	6.398	76.407	6.398	76.407	0				
2011103001 CONTRIBUCIONES INH. NOM. INH.	85.737	0	0	0	0	85.737	-971	76.407	-971	76.407	89	6.398	76.407	76.407	6.398	76.407	6.398	76.407	0				
2011103001 CONTRIBUCIONES INH. NOM. INH.	85.737	0	0	0	0	85.737	-971	76.407	-971	76.407	89	6.398	76.407	76.407	6.398	76.407	6.398	76.407	0				
2011103001 CONTRIBUCIONES INH. NOM. INH.	85.737	0	0	0	0	85.737	-971	76.407	-971	76.407	89	6.398	76.407	76.407	6.398	76.407	6.398	76.407	0				
2011103001 CONTRIBUCIONES INH. NOM. INH.	85.737	0	0	0	0	85.737	-971	76.407	-971	76.407	89	6.398	76.407	76.407	6.398	76.407	6.398	76.407	0				
2011103001 CONTRIBUCIONES INH. NOM. INH.	85.737	0	0	0	0	85.737	-971	76.407	-971	76.407	89	6.398	76.407	76.407	6.398	76.407	6.398	76.407	0				
2011103001 CONTRIBUCIONES INH. NOM. INH.	85.737	0	0	0	0	85.737	-971	76.407	-971	76.407	89	6.398	76.407	76.407	6.398	76.407	6.398	76.407	0				
2011103001 CONTRIBUCIONES INH. NOM. INH.	85.737	0	0	0	0	85.737	-971	76.407	-971	76.407	89	6.398	76.407	76.407	6.398	76.407	6.398	76.407	0				
2011103001 CONTRIBUCIONES INH. NOM. INH.	85.737	0	0	0	0	85.737	-971	76.407	-971	76.407	89	6.398	76.407	76.407	6.398	76.407	6.398	76.407	0				
2011103001 CONTRIBUCIONES INH. NOM. INH.	85.737	0	0	0	0	85.737	-971	76.407	-971	76.407	89	6.398	76.407	76.407	6.398	76.407	6.398	76.407	0				
2011103001 CONTRIBUCIONES INH. NOM. INH.	85.737	0	0	0	0	85.737	-971	76.407	-971	76.407	89	6.398	76.407	76.407	6.398	76.407	6.398	76.407	0				
2011103001 CONTRIBUCIONES INH. NOM. INH.	85.737	0	0	0	0	85.737	-971	76.407	-971	76.407	89	6.398	76.407	76.407	6.398	76.407	6.398	76.407	0				
2011103001 CONTRIBUCIONES INH. NOM. INH.	85.737	0	0	0	0	85.737	-971	76.407	-971	76.407	89	6.398	76.407	76.407	6.398	76.407	6.398	76.407	0				
2011103001 CONTRIBUCIONES INH. NOM. INH.	85.737	0	0	0	0	85.737	-971																

Rubro	Presupuesto Inicial	MODIFICACIONES				CDP			COMPROMISOS			OBLIGACIONES			PAGOS			Apr. Vig no elect. (Proble del-KCP)	CFP	Saldo Ppto. Del.- CDP	Compromisos x cumpl.
		Créditos	Centro Crédito	Reducción	Adición	Aprobación Definitiva	MES	ACUM	MES	ACUM	% EJE	MES	ACUM.	MES	ACUM	MES	ACUM				
2012004010 Casenitas	198,456	70,000	0	0	43,000	311,456	74,248	311,059	74,248	311,059	100	74,601	311,059	17,190	107,736	397	203,323	397	0		
20120040102 Aportes Perish	277,471	0	0	0	0	277,471	3,799	225,197	3,799	225,197	81	17,816	225,197	17,816	225,197	52,273	0	52,273	0		
20120040103 Aportes Servicio Médico	196,542	0	0	0	0	196,542	-2,710	159,114	-2,710	159,114	81	19,414	159,114	19,414	37,128	0	19,414	37,128	0		
201200402 CONTRIBUCIONES IHN NOM	181,424	0	0	0	0	181,424	-3,510	143,176	-3,510	143,176	79	9,906	143,176	9,906	143,176	38,248	0	38,248	0		
2012004020 Instituto Colombiano de Apur	75,038	0	0	0	0	75,038	-1,262	60,878	-1,262	60,878	81	4,151	60,878	4,151	60,878	14,180	0	14,180	0		
20120040202 Servicio Nacional de Apr	50,039	0	0	0	0	50,039	-840	40,593	-840	40,593	81	2,748	40,593	2,748	40,593	9,446	0	9,446	0		
20120040203 Aportes Accidentes de Tr	56,327	0	0	0	0	56,327	-1,407	41,705	-1,407	41,705	74	2,988	41,705	2,988	41,705	14,622	0	14,622	0		
2012 GASTOS GENERALES	2,487,366	193,599	24,000	0	743,308	3,400,273	19,093	3,001,033	53,298	3,001,033	88	899,381	3,001,033	572,000	2,652,534	399,240	375,779	399,240	0		
201201 GASTOS DE ADMINISTRACION	1,693,000	198,599	24,000	0	285,779	2,113,388	11,920	1,902,905	33,509	1,902,905	90	573,327	1,902,905	340,538	1,656,291	210,481	266,614	210,481	0		
20120101 ADQUISICION DE BIENES	326,538	0	0	0	60,455	386,993	8,725	352,344	11,455	352,344	91	63,734	352,344	48,941	309,805	34,629	42,599	34,629	0		
2012010101 Mantenimiento Hospitalar	188,362	0	0	0	19,455	209,017	3,447	200,770	3,447	200,770	97	17,267	200,770	35,521	171,667	7,247	21,504	7,247	0		
2012010102 OTROS	138,176	0	0	0	40,800	178,976	5,381	151,593	8,028	151,593	85	28,793	151,593	13,421	130,538	27,383	21,055	27,383	0		
201201010201 Compra de Equipo	50,800	0	0	0	800	51,600	8,690	42,449	8,690	42,449	84	8,690	42,449	2,340	34,481	8,351	7,948	8,351	0		
201201010203 Papelaria	876	0	0	0	0	876	0	0	0	0	-	0	0	876	0	0	876	0	0		
2012010204 Materias de oficina	80,000	0	0	0	40,000	120,000	3,309	106,631	442	106,631	89	20,103	106,631	11,080	93,543	13,369	13,088	13,369	0		
2012010205 Impresos y Publicaciones	7,350	0	0	0	0	7,350	0	2,514	0	2,514	34	0	2,514	0	0	4,836	0	4,836	0		
2012010205 Adquisición de Servicios	1,330,670	138,599	4,000	0	225,324	1,710,593	3,195	1,543,619	22,054	1,543,619	90	509,593	1,543,619	291,697	1,319,543	166,974	224,055	166,974	0		
2012010201 Mantenimiento Hospitalar	291,961	8,000	0	0	10,324	310,285	-8,629	290,341	4,598	290,341	94	112,737	290,341	12,295	188,248	19,944	102,092	19,944	0		
2012010202 OTROS GASTOS GENERALES	1,038,709	130,599	4,000	0	215,000	1,400,307	11,824	1,253,278	30,651	1,253,278	90	396,856	1,253,278	278,503	1,131,315	147,030	121,963	147,030	0		
201201020203 Vigilancia y Uso	481,900	0	0	0	0	477,900	-1,017	472,740	-1,017	472,740	91	36,970	472,740	43,160	432,740	45,160	0	45,160	0		
201201020203 Vigilancia y Uso	346,610	150,599	0	0	10,000	507,309	-21,530	477,779	-21,530	477,779	94	143,428	477,779	72,557	406,500	29,530	71,280	29,530	0		
201201020205 Seguros	21,960	0	0	0	0	21,960	-6,253	15,666	-5,992	15,666	12	409	15,666	80	2,488	3,297	329	3,297	0		
201201020206 Gastos Imprevistos	34,500	0	0	0	0	34,500	-1,209	31,203	-1,209	31,203	90	77	31,203	77	31,203	3,297	7,410	3,297	0		
201201020207 Bienestar Social	70,105	0	0	0	10,000	80,105	-5,456	72,990	-3,624	72,990	75	1,151	72,990	1,452	22,599	7,410	0	7,410	0		
201201020208 Publicidad	10,000	0	0	0	194,000	204,000	70,105	13,483	62,791	13,483	90	48,916	62,791	38,601	52,476	7,314	10,315	7,314	0		
201201020209 Capacitación	20,000	0	0	0	0	20,000	0	9,190	0	9,190	46	630	9,190	0	15,960	13,350	0	13,350	0		
201201020210 Víáticos y Gastos de Viag	29,210	0	0	0	0	29,210	-610	15,960	-170	15,960	54	438	15,960	630	4,348	876	0	876	0		
201201020211 Comisiones y gastos ban	4,224	0	0	0	1,000	5,224	-584	4,348	-520	4,348	83	334	4,348	334	0	0	0	0	0		
20120103 IMPUESTOS Y MULTAS	35,800	0	0	0	0	35,800	0	6,923	0	6,923	44	0	6,923	0	6,923	8,877	0	8,877	0		
2012010301 Impuestos, Taxas y Multas	35,800	35,000	0	0	457,529	1,286,889	7,173	1,098,128	19,749	1,098,128	85	320,054	1,098,128	221,761	988,963	198,759	109,165	198,759	0		
2012010302 GASTOS DE OPERACION	794,338	0	0	0	0	794,338	-21,534	772,804	-21,534	772,804	87	27,569	772,804	20,327	752,344	62,708	11,723	62,708	0		
201201030201 Mantenimiento Hospitalar	224,695	20,000	0	0	79,630	499,695	-21,194	478,501	-21,095	478,501	88	27,569	478,501	26,764	451,736	36,779	11,723	36,779	0		
201201030201 Mantenimiento Hospitalar	21,6516	20,000	0	0	125,350	183,429	-6,340	157,500	-6,340	157,500	86	0	157,500	0	157,500	25,929	0	25,929	0		
201201030202 OTROS	58,079	0	0	0	0	58,079	0	15,181	0	15,181	88	0	15,181	0	15,181	21,189	0	21,189	0		
201201030202 Compra de Equipo e Inst	50,000	0	0	0	2,330	10,429	-6,340	5,690	0	5,690	55	0	5,690	0	5,690	4,739	0	4,739	0		
201201030203 Papelario	8,079	0	0	0	0	8,079	0	9,491	0	9,491	0	292,485	661,140	211,434	563,699	97,441	0	97,441	0		
201201030204 Adquisición de Servicios	519,643	15,000	0	0	252,529	787,192	34,707	661,140	47,185	661,140	84	118,927	661,140	118,933	355,120	23,082	49,047	23,082	0		
201201030205 Mantenimiento Hospitalar	244,871	13,000	0	0	167,379	472,249	18,678	404,168	18,708	404,168	95	135,927	404,168	118,933	288,578	102,970	48,394	102,970	0		
201201030205 OTROS GASTOS GENERALES	274,792	0	0	0	85,130	359,942	16,011	256,972	28,407	256,972	71	138,588	256,972	92,900	208,578	102,970	0	102,970	0		
201201030205 Servicios Públicos	41,500	0	0	0	0	41,500	-8,849	31,495	-8,849	31,495	76	1,346	31,495	2,515	31,495	10,005	0	10,005	0		
201201030205 Comunicaciones y Trans	5,635	0	0	0	0	5,635	65	1,820	92	1,820	32	359	1,820	359	1,820	3,815	0	3,815	0		
201201030205 Seguros	60,500	0	0	0	0	60,500	-11,742	48,351	-4,851	48,351	63	0	48,351	0	48,351	22,149	0	22,149	0		
201201030205 Gastos Imprevistos	22,440	0	0	0	85,130	112,590	14,539	74,105	19,766	74,105	90	70,322	100,814	62,970	93,462	11,776	7,332	11,776	0		
201201030206 Bienestar Social	105,157	0	0	0	0	105,157	22,459	22,459	22,459	22,459	70	66,532	22,459	25,754	33,063	31,052	41,042	31,052	0		
201201030206 Seguros	20,000	0	0	0	0	20,000	-100	10,243	-100	10,243	51	0	10,243	0	10,243	9,757	0	9,757	0		
201201030206 Capitalización	14,560	0	0	0	0	14,560	-480	145	-480	145	1	0	145	0	145	14,415	0	14,415	0		
201201030206 Víáticos y Gastos de Viaj	176,197	0	0	0	0	176,197	67,369	109,312	80,235	109,312	62	80,235	109,312	36,343	65,290	66,885	44,063	66,885	0		
201201030206 TRANSFERENCIAS CORRIENTES	116,197	0	0	0	0	116,197	56,929	59,105	56,929	59,105	51	56,929	59,105	15,042	55,097	50,927	15,042	50,927	0		
201201030206 TRANSFERENCIAS DE PREVISION	69,315	0	0	0	0	69,315	20,057	21,573	20,057	21,573	31	20,057	21,573	12,866	14,382	14,382	7,191	14,382	0		
201201030206 Pensiones y Jubilación	46,883	0	0	0	0	46,883	36,872	37,531	36,872	37,531	80	660	37,531	660	36,872	9,351	36,872	9,351	0		
201201030206 Casenitas e Interes sobre C	60,000	0	0	0	0	60,000	10,440	50,208	23,306	50,208	84	23,306	50,208	23,306	23,306	9,792	0	9,792	0		
201201030206 OTRAS TRANSFERENCIAS	50,000	0	0	0	0	50,000	10,440	40,306	23,306	40,306	81	23,306	40,306	23,306	40,306	9,694	0	9,694	0		
201201030206 Servidores y Correlaciones	10,000	0	0	0	0	10,000	0	9,902	0	9,902	99	0	9,902	0	9,902	98	0	98	0		
2012010302 Destinatarios de otras Transf	1,616,155	75,000	0	0	796,771	2,420,927	44,034	2,023,966	50,712	2,023,966	84	387,448	2,023,966	263,454	1,767,788	396,560	256,208	396,560	0		
2002 GASTOS DE PRESTACION DE SERVI	1,616,155	75,000	67,000	0	796,771	2,420,927	44,034	2,023,966	50,712	2,023,966	84	387,448	2,023,966	263,454	1,767,788	396,560	256,208	396,560	0		

Rubro	Presupuesto Inicial	MODIFICACIONES				Apropiación Definitiva	CDP		COMROMISOS		OBLIGACIONES		PAGOS		Apr. Vig no efect. (Fpfo-def-RCF)	CRP	Saldo Fpfo. Del.- CDP	Compromisos x cumplir	
		Créditos	Contra Crédito	Reducción	Adición		MES	ACUM	MES	ACUM	% EJE	MES	ACUM	MES					ACUM
2040201 COMPRA DE BIENES PARA LA PR	1,536,775	75,000	67,000	0	791,771	2,306,547	46,747	1,942,299	33,425	1,942,299	83	366,691	1,942,299	260,641	1,704,811	394,247	237,488	394,247	0
204020101 Productos farmacéuticos	453,623	75,000	0	0	73,653	602,276	-16,763	444,085	-16,763	444,085	74	62,080	444,085	94,501	432,382	158,191	11,705	158,191	0
204020102 Material Médico Quirúrgico	679,202	0	7,000	0	97,742	789,944	-127,085	621,473	-120,407	621,473	81	48,318	621,473	83,954	621,016	148,471	457	148,471	0
204020103 Material para Odontología	103,930	0	60,000	0	0	43,930	-3,822	34,533	-3,822	34,533	79	6,087	34,533	7,866	34,533	9,397	0	9,397	0
204020104 Material para laboratorios	300,000	0	0	0	590,376	890,376	207,052	754,822	207,052	754,822	92	226,068	754,822	47,593	542,063	65,554	212,759	65,554	0
204020106 Adquisición de elementos, fi	0	0	0	0	100,000	100,000	-12,634	87,366	-12,634	87,366	87	24,143	87,366	26,727	74,797	12,634	12,570	12,634	0
2040202 GASTOS COMPLEMENTARIOS E	79,380	0	0	0	5,000	84,380	-2,713	81,667	-2,713	81,667	97	20,757	81,667	2,813	62,947	2,713	18,720	2,713	0
204020201 Alimentación	79,380	0	0	0	5,000	84,380	-2,713	81,667	-2,713	81,667	97	20,757	81,667	2,813	62,947	2,713	18,720	2,713	0
208 GASTOS DE INVERSION	111,000	0	0	0	63,972	174,972	59,728	134,249	59,728	134,249	77	92,913	134,249	46,741	40,723	87,508	55,716	40,723	0
2081 PROGRAMAS DE INVERSION	0	0	0	0	60,000	60,000	60,000	60,000	60,000	60,000	100	60,000	60,000	4,284	4,284	0	0	0	0
208101 FORMACION BRUJA DE CAPITAL	0	0	0	0	60,000	60,000	60,000	60,000	60,000	60,000	100	60,000	60,000	4,284	4,284	0	0	0	0
20810101 Proyecto	0	0	0	0	60,000	60,000	60,000	60,000	60,000	60,000	100	60,000	60,000	4,284	4,284	0	0	0	0
20810105 Proyecto fortalecimiento re	0	0	0	0	60,000	60,000	60,000	60,000	60,000	60,000	100	60,000	60,000	4,284	4,284	0	0	0	0
2082 GASTOS OPERATIVOS DE INVERSI	111,000	0	0	0	3,972	114,972	-272	74,249	-272	74,249	65	32,913	74,249	4,325	42,457	40,723	31,792	40,723	0
208201 Proyecto	111,000	0	0	0	3,972	114,972	-272	74,249	-272	74,249	65	32,913	74,249	4,325	42,457	40,723	31,792	40,723	0
20820101 Proyecto garantía de la colic	40,000	0	0	0	0	40,000	1,428	39,282	1,428	39,282	98.45	13,975	39,282	640	26,028	618	13,253	618	0
20820102 Proyecto acreditación	40,000	0	0	0	0	40,000	-1,600	21,005	-1,600	21,005	52.51	17,000	21,005	2,550	6,555	18,995	14,450	18,995	0
20820116 Proyecto Habilitación	10,000	0	0	0	0	10,000	0	0	0	0	0.00	0	0	0	10,000	0	10,000	0	
20820117 Proyecto para la oferta de se	20,000	0	0	0	0	20,000	-100	13,863	-100	13,863	69.31	1,399	13,863	1,135	9,874	6,137	3,989	6,137	0
20820118 Proyecto Dolciencia Quilón	1,000	0	0	0	3,972	4,972	0	0	0	0	0.00	0	0	0	4,972	0	4,972	0	

  
 CLAUDIA JILENA SANCHEZ ALCAIDE  
 Cereñe  
 31.982.766

  
 DIANA CAROLINA CASTAN DILONCIO  
 Subgerente Administrativo  
 1.119.256.233